

# How to Use [maricopa.edready.org](https://maricopa.edready.org) for Placement

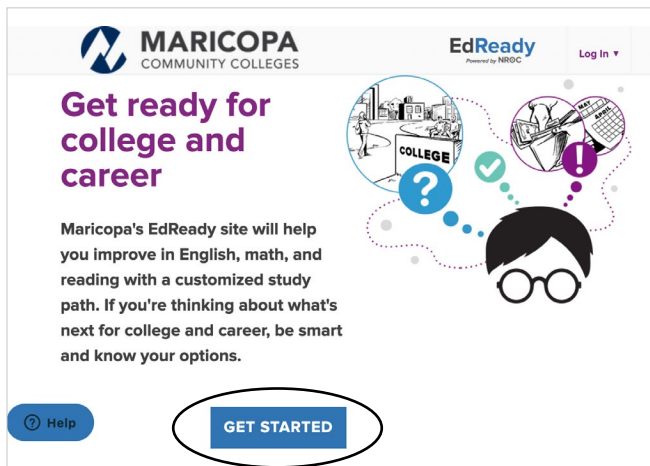
These instructions will help you access the temporary placement substitute for Accuplacer tests for ENG 101, MAT 142, and reading courses. Be sure to have the following items handy before you begin:

1. Your **MEID**
2. Your Maricopa email address ([yourMEID@maricopa.edu](mailto:yourMEID@maricopa.edu))—if you have not accessed your Maricopa email account, go to <http://google.maricopa.edu>

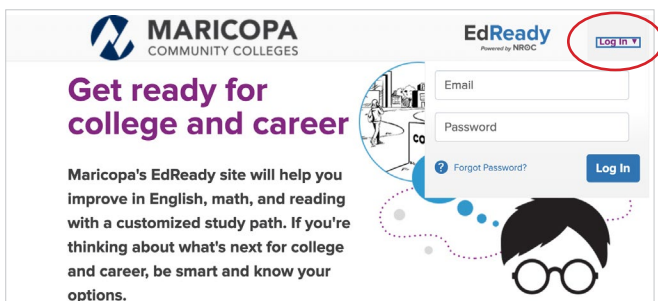
To learn more about registering for and using EdReady, view the [EdReady Student Navigation Guide](#), which is also available on the Maricopa EdReady homepage.

## Getting Started

Go to <https://maricopa.edready.org/home> and click on the blue **GET STARTED** box.



If you have an EdReady account, click the **Log In** dropdown menu in the upper right-hand corner to enter your login information.

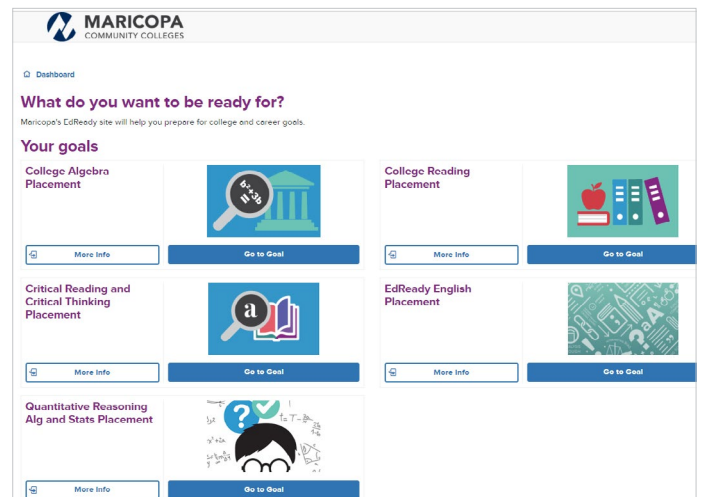


If you don't have an account:

- Fill in the form (as shown below) under **Sign Up** For EdReady to create an account

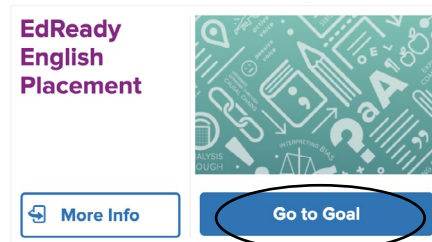
- Be sure to use your Maricopa.edu email address: [yourMEID@maricopa.edu](mailto:yourMEID@maricopa.edu)
- The password you create needs to include: one uppercase letter, one lowercase letter, one number, and eight characters total
- Enter your MEID to complete your account setup
- Once you have entered this information, the system will send an activation email to your Maricopa.edu email address
- Copy and paste the activation code when prompted on the link to activate your EdReady account

When you log in to the homepage, you will see the available placement assessments, as shown below.

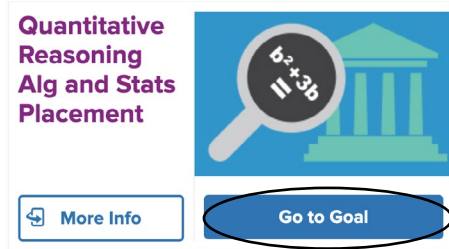


## Choosing Your Goal

To place into ALT 100 or ENG 101, choose EdReady English Placement by clicking the blue **Go to Goal** button.



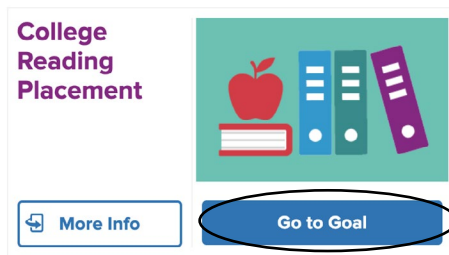
To place into MAT 140, 141, or 142, choose Quantitative Reasoning Alg Stats Placement by clicking the blue Go to Goal button.




To place into MAT 150, 151, or 152, choose College Algebra Placement by clicking the blue Go to Goal button.



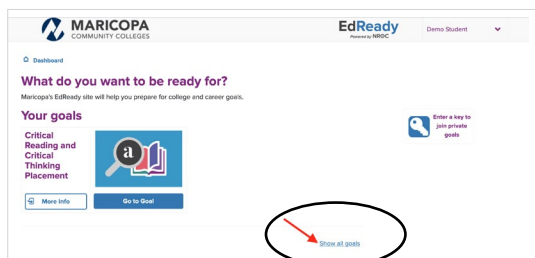
To place into ALT 100, RDG 081, or RDG 100, choose College Reading Placement by clicking the blue Go to Goal button.



To place into or exempt out of CRE 101, choose College Critical Reading and Critical Thinking Placement by clicking the blue Go to Goal button.

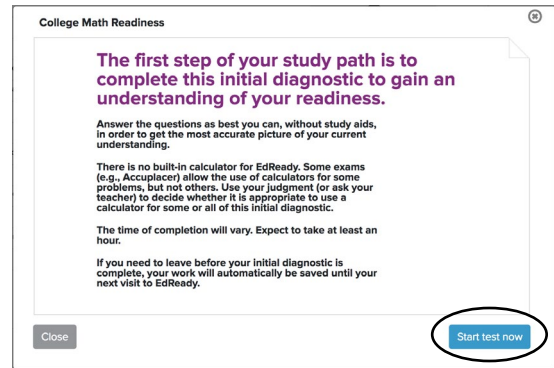


If you don't see the goals above on your homepage, please choose "Show All Goals".

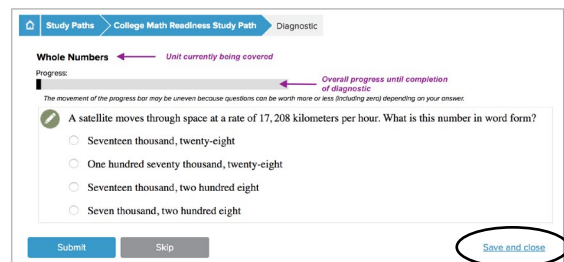


## Completing the Diagnostic

To start the diagnostic, click on the **Start test now** button, and you will be given a series of questions. It will take about one hour to complete the diagnostic.

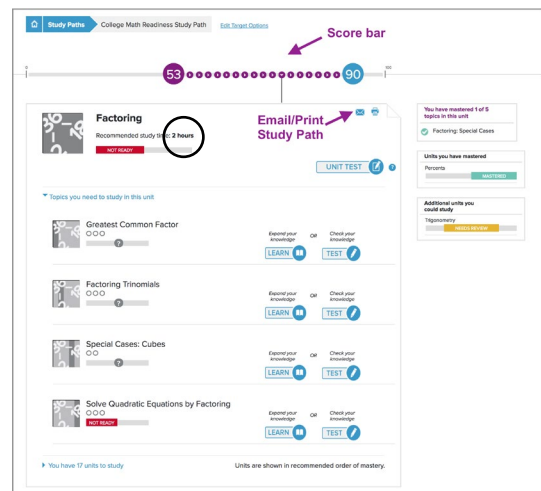


If you don't know something, be sure to use the **Skip** button. If you need to leave the diagnostic before you finish, click **Save and close**. You will be able to finish at another time.



## Results

After you complete the diagnostic, you will see a score inside a purple circle on the scorebar. This is the score that will determine in which English, math, or reading course you can enroll. *Please provide a screenshot of this score for an advisor to help you with course enrollment if needed.*



If you do not get the score you need, or you want to increase your score in EdReady, you can work through the study plan provided. **Once you have the score you need for course placement, discuss your new options with an advisor.**

If you are a student in need of accommodations, please contact your college DRS office.